

0445110012 Common Rail Injector Technical File

SKU: G1W20445110012

COMMON RAIL INJECTORS



0445110
0445120

X1 X2 C7
G2 G3 G4

E1 E3
C9 C-9

M11 N14
XPI 320D

0445110012 Common Rail Injector Technical File

Content

1. 0445110012 Common Rail Injector Introduction	2
1.1. 0445110012 Common Rail Injector Basic Information	2
1.2. 0445110012 Common Rail Injector Common Information	2
1.3. 0445110012 Common Rail Injector Part Number Common Writing	3
1.4. 0445110012 Common Rail Injector Parameter	3
1.5. 0445110012 Common Rail Injector Quality Control	3
1.6. 0445110012 Common Rail Injector Customized Service	4
1.7. 0445110012 Common Rail Injector Packing List and Package Size	4
1.8. 0445110012 Common Rail Injector Testing Standard and Certificate	6
1.9. 0445110012 Common Rail Injector Warranty Instructions	6
2. 0445110012 Common Rail Injector Technical Support	7
2.1. 0445110012 Common Rail Injector Part Number Location	7
2.2. 0445110012 Common Rail Injector Application Scenarios	8
2.3. 0445110012 Common Rail Injector Installation Precautions	8
2.4. Reasons For 0445110012 Common Rail Injector Not Working Normally	9
2.5. Causes of 0445110012 Common Rail Injector Being Damaged	9
2.6. 0445110012 Common Rail Injector Storage Standard	10
2.7. 0445110012 Common Rail Injector Technical Support Obtaining Methods	11
3. 0445110012 Common Rail Injector Purchase and Delivery	11
3.1. 0445110012 Common Rail Injector Purchase Payment Term	11
3.2. 0445110012 Common Rail Injector Main Sales Markets	11
3.3. 0445110012 Common Rail Injector Declaration Requirements	11
3.4. 0445110012 Common Rail Injector Shipping Ways	11
3.5. 0445110012 Common Rail Injector Lead time	11
3.6. 0445110012 Common Rail Injector Logistics Time for Destination Out of China's Areas	11
3.7. 0445110012 Common Rail Injector Packing	12
4. Company Information	13
4.1. Company Introduction	13
4.2. Contact Information	13
5. Copyright Statement	14

0445110012 Common Rail Injector Technical File

1. 0445110012 Common Rail Injector Introduction

1.1. 0445110012 Common Rail Injector Basic Information

Title	0445110012 Common Rail Injector China Made New
SKU	G1W20445110012

1.2. 0445110012 Common Rail Injector Common Information

1) Common Rail Injector Exchange Information

Common Rail Injector Part Number	Re-manufactured Part Number
0 445 110 012	0 986 435 004
0 445 110 011	/

2) Common Rail Injector Application Information

Common Rail Injector Part Number	MERCEDES-BENZ Car Number
0 445 110 012	611 070 05 87
	A 611 070 05 87
	611 070 04 87
	A 611 070 04 87
0 445 110 011	611 070 05 87
	A 611 070 05 87
	A 611 070 05 87 38
	A 611 070 04 87
	611 070 05 87 38
	611 070 03 87
	611 070 04 87
	A 611 070 03 87
0 986 435 004	611 070 05 87
	A 611 070 05 87
	611 070 04 87
	A 611 070 04 87
	611070 05 87
	611 070 05 87 0080
	611 070 04 87
	611 070 04 87 0080
	A 611 070 05 87 0080
	A 611 070 04 87 0080
	611 070 05 8738
	A 611 070 05 87
	611 070 05 87 80
	A 611 070 05 87 38
	A 611 070 04 87

3) Common Rail Injector Matching Information

Vehical brand	Series	Car Model	Engine Model	Production date	Power KW	Horse power	Emission Standards	Manufacturer	Emissions(L)	Cylinder	Power Source V
/	/	/	/	/	/	/	/	/	/	/	/

1.3. 0445110012 Common Rail Injector Part Number Common Writing

0445110012, 0445110011, 0986435004, 0 445 110 012, 0 445 110 011, 0 986 435 004, 0 445 110012, 0 445 110011, 0 986 435004, 0 445110012, 0 445110011, 0 986435004, 0445 110 012, 0445 110 011, 0986 435 004, 0445110 012, 0445110 011, 0986435 004, 0445 110012, 0445 110011, 0986 435004, 611 070 05 8738, 611 070 03 87, A 611 070 03 87, 611 070 05 87 0080, 611 070 04 87 0080, A 611 070 05 87 0080, A 611 070 04 87 0080, 611 070 05 87 38, 611 070 05 87 80, A 611 070 05 87 80, 611 070 05 87, A 611 070 05 87, 611 070 04 87, A 611 070 05 87 38, A 611 070 04 87, 611070058738, 6110700387, A6110700387, 61107005870080, 61107004870080, A61107005870080, A61107004870080, 611070058780, A611070058780, 6110700587, A6110700587, 6110700487, A611070058738, A6110700487

1.4. 0445110012 Common Rail Injector Parameter

Adaptation System: [Common Rail System](#)

Common Rail Injector Series: [110 Series](#)

Parameter Performance: [CRI1-13](#)

Common Rail Injector Type: [Electromagnetic Common Rail Injector](#)

Support System Maximum Pressure: [1350](#)

Vehicle Configuration Information: [MERCEDES-BENZ](#)

Common Rail Injector Size: [21cm*7 cm *6 cm](#)

Common Rail Injector Net Weight: [0.45kg](#)

Common Rail Injector Gross Weight: [0.6kg](#)

Common Rail Injector Quality: [China Made New](#)

Common Rail Injector Package Size: [28cm*7 cm *7 cm](#)

Common Rail Injector Type: [Diesel Common Rail Injector](#)

Common Rail Injector MOQ: [4 Pieces](#)

1.5. 0445110012 Common Rail Injector Quality Control

1) Common Rail Injector Testing

All common rail injectors are tested for electrical characteristics, accuracy, high temperature, low temperature, withstand voltage, leakage, durability, and various working conditions.

2) Common Rail Injector Assembling

For quality control during the production and installation process of common rail injectors, our company strictly follows the standard product installation data and product installation steps for installation and testing, such as injector stroke test, injector solenoid valve tightening torque test, injector nozzle tightening torque test, etc.




3) Common Rail Injector Inspection

The factory inspection of the common rail injector is undergone full inspection, random inspection, and

batch inspection three inspections. Different brands of test benches are used to test the same common rail injector for more than three times for factory inspection, and the common rail injector installation testing environment are progressed in dust-free workshop.

1.6. 0445110012 Common Rail Injector Customized Service

(1) Common Rail Injector Customized Service Coverage: Meet the customized needs of OEM manufacturers for shell lettering, logo engraving, common rail injector internal packaging, common rail injector external packaging and labels customized, etc.

No.	1	2	3
Image			
Name	Common Rail Injector Nozzle Engraving	Common Rail Injector Solenoid Valve Lettering	Common Rail Injector Box And Label

(2) Common Rail Injector Customized Service Requirements:

The purchase of [customized common rail injectors](#) are not less than **10 pieces**.







The purchase of [customized common rail injector packages](#) are no less than **1000 pieces**.




When the customized products involve the need of specify logo, the OEM manufacturer is asked to provide trademark authorization and the sample of logo image file.

⚠ **Once the customized common rail injector is sold, it cannot be returned or exchanged if there is no quality problems.**

1.7. 0445110012 Common Rail Injector Packing List and Package Size

(1) Common Rail Injector Spare Parts List

No.	1	2	3
Image			
Name	Common Rail Injector	O-ring	Gasket
Description	Common rail injector part number: 0445110012	Ensure to meet the standard of the sealing performance between the common rail injector and the engine	Made of brass, used to ensure the tight fit between the common rail injector cap end and the engine
No.	4	5	6
Image			
Name	Nozzle Protective Protective	Common Rail Injector Oil Inlet	Common Rail Injector Oil

	Cover	Hole Protective Cover	Return Hole Protective Cover
Description	Protect nozzle holes from being polluted and blocked	Protect oil inlet from being polluted and blocked	Protect the solenoid valve body and terminals from being damaged by external forces
No.	7	8	9
Image			
Name	VCI Anti-rust Bag	Bubble Bag	Common Rail Injector Packing Box
Description	Prevent common rail injector from rusting	Prevent the common rail injector from being damaged by external forces	Place common rail injector and common rail injector accessories

⚠ Minors are forbidden to use the common rail injector assembly, O-ring, gasket, nozzle protective cover, common rail injector house protective cover, solenoid valve protective cover, VCI anti-rust bag, and air bubble bag to avoid personal injury.


⚠ O-ring and gasket are disposable installation accessories, and need to be replaced for re-installation.

⚠ The nozzle protective cover, the common rail injector house protective cover, and the solenoid valve protective cover are recyclable accessories that can be reused.

⚠ VCI anti-rust bags and bubble bags are non-degradable materials, please dispose of them properly after using.

⚠ The common rail injector and the installation parts should be coated with appropriate sealing oil during installation.

(2) Common Rail Injector Box Size



Pic No.1

No.	Name	Common Rail Injector Package Size (cm)
1	Common Rail Injector Box	28*7*7

1.8. 0445110012 Common Rail Injector Testing Standard and Certificate

We can provide the factory quality inspection test report of each common rail injector to ensure that each common rail injector delivered meets the engine performance indicators.

BOTEN		测试报告		4.05.2019 10:42:09																																																
企业名称: _____ 电话: _____ 地址: _____ 传真: _____ 检测人: _____ 客户地址: _____ 电话: _____ 送检单位: _____ 传真: _____ 客户姓名: _____ 检测描述: _____ 检测名称: 检测器 型号-零件号: _____ 检测器: _____																																																				
检测结果																																																				
检测器型号: C06002-0511 <table border="1"> <thead> <tr> <th>检测项目</th> <th>检测结果</th> <th>标准范围</th> <th>检测结果</th> <th>检测结果</th> </tr> </thead> <tbody> <tr> <td>IGAR TEST:</td> <td>38</td> <td>40</td> <td>0.5</td> <td>20.0±1.0</td> <td>✓</td> </tr> <tr> <td>Back:</td> <td>38</td> <td>40</td> <td>15.0</td> <td>20.0±1.0</td> <td>✓</td> </tr> <tr> <td>WAFER:</td> <td>38</td> <td>40</td> <td>0.0</td> <td>20.0±1.0</td> <td>✗</td> </tr> <tr> <td>Max:</td> <td>20.5</td> <td>20.0±1.0</td> <td>0.0</td> <td>20.0±1.0</td> <td>✓</td> </tr> <tr> <td>TL:</td> <td>28.4</td> <td>20.0±1.0</td> <td>0.0</td> <td>20.0±1.0</td> <td>✓</td> </tr> <tr> <td>EL:</td> <td>14.1</td> <td>20.0±1.0</td> <td>0.0</td> <td>20.0±1.0</td> <td>✓</td> </tr> <tr> <td>VE:</td> <td>4.9</td> <td>20.0±1.0</td> <td>0.0</td> <td>20.0±1.0</td> <td>✓</td> </tr> </tbody> </table>						检测项目	检测结果	标准范围	检测结果	检测结果	IGAR TEST:	38	40	0.5	20.0±1.0	✓	Back:	38	40	15.0	20.0±1.0	✓	WAFER:	38	40	0.0	20.0±1.0	✗	Max:	20.5	20.0±1.0	0.0	20.0±1.0	✓	TL:	28.4	20.0±1.0	0.0	20.0±1.0	✓	EL:	14.1	20.0±1.0	0.0	20.0±1.0	✓	VE:	4.9	20.0±1.0	0.0	20.0±1.0	✓
检测项目	检测结果	标准范围	检测结果	检测结果																																																
IGAR TEST:	38	40	0.5	20.0±1.0	✓																																															
Back:	38	40	15.0	20.0±1.0	✓																																															
WAFER:	38	40	0.0	20.0±1.0	✗																																															
Max:	20.5	20.0±1.0	0.0	20.0±1.0	✓																																															
TL:	28.4	20.0±1.0	0.0	20.0±1.0	✓																																															
EL:	14.1	20.0±1.0	0.0	20.0±1.0	✓																																															
VE:	4.9	20.0±1.0	0.0	20.0±1.0	✓																																															
检测器: C06002-0511 <input type="checkbox"/> 检测器 <input type="checkbox"/> 维修器																																																				

Pic No.2

1.9. 0445110012 Common Rail Injector Warranty Instructions

(1) Product Warranty Conditions and Instructions

It is necessary to provide pictures, videos, or test reports detected by the common rail injector inspection equipment as evidence to feed back to the salesman when the common rail injector is abnormal during using. Abnormal conditions are properly explained such as: 1.Smoke, 2. Engine shake, 3. Difficulty starting the engine, 4. Engine noise, 5. Oil leakage etc.

(2) Common Rail Injector Warranty Coverage

Within 15 days after customer receives the 0445110012 common rail injector, if there is a performance failure and the product has no appearance damage, customer can choose to replace it or repair it;

If the 0445110012 common rail injector has performance problems during the warranty period (6-12 months), and it is confirmed that it is product's problems after testing, you can contact our salesmen to replace the same model or a reworked product with the same performance for free;

If the common rail injector house has obvious scratches, it can only be repaired and it will be returned as it is if the product is confirmed to be fault-free.

⚠ Tips: For products not covered by warranty, our company can provide paid maintenance services. For products after paid repaired, the same performance problem will have a free warranty period within 3 months from the date of repairing.

(3) Common Rail Injector Out of Warranty Coverage

- ① The warranty period has expired.
- ② Common rail injector failure caused by high temperature, high pressure, humidity, rain and snow, saline-alkali land, earthquake, and used in abnormal environment.
- ③ Customer disassembles or repairs the common rail injector personally resulting in damage to the common rail injector.
- ④ Common rail injector damage caused by man-made reasons (throwing, strong magnetic field magnetization, set fire).
- ⑤ Common rail injector failure or common rail injector damage caused by non-common rail injector design, technology, manufacturing, quality and other issues.
- ⑥ Common rail injector failure due to system pressure exceeding system approved pressure.
- ⑦ Common rail injector failure caused by system voltage exceeding approved voltage.
- ⑧ Common rail injector failure caused by impurities (water, lead, aluminum powder, iron powder, sulfide) in the system fuel exceeding the standard requirements.
- ⑨ Common rail injector failure caused by not installing according to the tightening torque specified in the vehicle engine maintenance manual (the tightening torque is too large or too small).
- ⑩ Common rail injector failure caused by not following the installation angle specified in the vehicle engine maintenance manual.
- 11 Common rail injector failure caused by not following the cleaning requirements specified in the vehicle engine maintenance manual.
- 12 Common rail injector failure caused by failure to replace consumable parts as specified in the vehicle engine maintenance manual.
- 13 Common rail injector failure caused by not complying with the intake system fit clearance and exhaust system fit clearance requirements specified in the vehicle engine maintenance manual.
- 14 Failure to replace the consumable parts and the fitting clearance of the oil inlet system pipeline and the common rail injector connection in accordance with the fuel intake system specified in the vehicle engine maintenance manual.

2. 0445110012 Common Rail Injector Technical Support

2.1. 0445110012 Common Rail Injector Part Number Location

E.g.: See the common rail injector part number as follows:

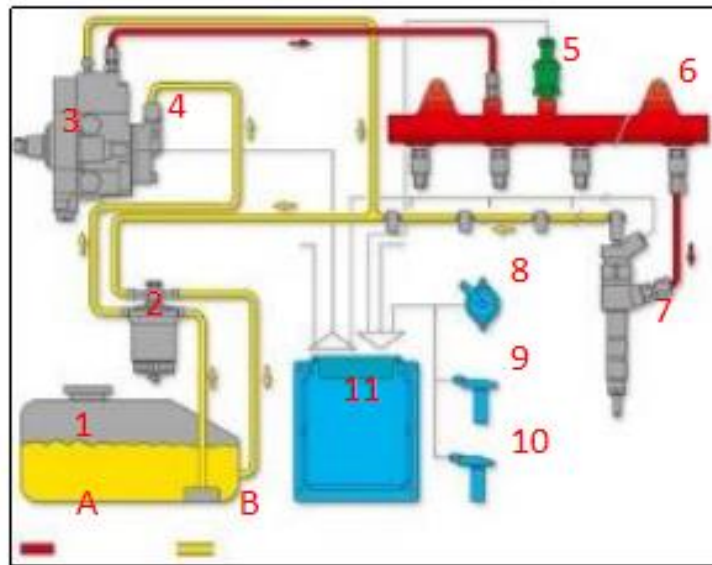


Pic No.3

No.	Name
A	brand, logo, part number, series number
B	nozzle part number

2.2. 0445110012 Common Rail Injector Application Scenarios

Common rail system is an oil supply method refers to the fuel oil from the fuel tank sucked out by the gear pump through the oil-water separator and the gear pump to fuel fine filter, high-pressure pump, common rail pipe, and common rail injector, all together with the closed-loop fuel supply system composed of sensors and ECU that completely separates the generation of injector pressure and the injector process from each other.



Pic No. 4

No.	Name	No.	Name	No.	Name	No.	Name
1	Tank	5	Common Rail Pressure Sensor	9	Engine Crankshaft Sensor	A	High Pressure Oil Circuit
2	Fuel Filter	6	Common Rail Pipe	10	Camshaft Sensor	B	Low Pressure Oil Circuit
3	High-Pressure Pump	7	Common Rail Injector	11	ECU Electronic Control Unit	/	/
4	Fuel Gear Pump	8	Accelerator Pedal	/	/	/	/

2.3. 0445110012 Common Rail Injector Installation Precautions

- (1) The replacement of the common rail injector must strictly follow the electrical system, the approved pressure of the low-pressure fuel intake system, the approved pressure of the high-pressure fuel circuit system, and fuel system replacement consumables requirements (including the low-pressure fuel circuit system filter and the high-pressure fuel circuit) specified in the vehicle engine maintenance manual.
- (2) Replacement of wearing parts of the fuel system, cleaning requirements for the connection between the fuel system and the common rail injector, the fitting clearance of the common rail injector connection, the installation angle and tightening torque of the common rail injector, the fitting

clearance of the intake system, and the fitting clearance of the exhaust system to ensure the service life of the engine and the normal operation of the common rail injector.

- (3) When installing the common rail injector on the engine, it is necessary to clean the engine block, cylinder head and other parts connected to the Common Rail injector, and ensure that there is no dust, carbon deposits, water, rust spots, etc.
- (4) Before installing, check whether the common rail injector nozzle gasket has been replaced and installed on the common rail injector.
- (5) When installing the common rail injector, apply lubricant between the common rail injector, fuel nozzle sealing gasket and O-ring.
- (6) Failure to replace the gasket with a new one may result in: deformation of the tight cap of nozzle, deformation of nozzle, deformation of nozzle orifice, oil leakage and air leakage, which will cause serious damage to the common rail injector and nozzle to break and cause damage to the engine.
- (7) When installing the common rail injector on the engine, please carefully check the components related to the installation of the common rail injector, such as the common rail injector pressure plate, screw, common rail injector rod and other accessories are not deformed, and install it in strict accordance with the operation steps of the engine maintenance manual.
- (8) It is forbidden to operate the bare common rail injector for a long time in an environment with serious dust pollution and corrosion to iron products.
- (9) It is forbidden to operate the bare common rail injector for a long time in a strong magnetic field environment.

2.4. Reasons For 0445110012 Common Rail Injector Not Working Normally

- (1) There is air in the oil circuit of the engine fuel system.
- (2) Vehicle oil pump oil supply system is not normal.
- (3) Engine common rail system oil leakage or pressure limiting valve is damaged.
- (4) There is a short circuit, cutting out and poor contact in the wiring harness connected to the common rail injector of the vehicle.
- (5) The long-term placement of the common rail injector causes the anti-rust oil to solidify, and the internal components are stuck or the oil holes are blocked.

⚠ Before installing, carefully check whether other components in the common rail system except the common rail injector are damaged so as to prevent the common rail injector from not working properly after being replaced.

2.5. Causes of 0445110012 Common Rail Injector Being Damaged

- (1) Failure to operate correctly according to the engine maintenance manual during disassembly and assembly resulted in damage to the common rail injector.
- (1) The fuel used for the vehicle does not meet the standard, causing damage to the common rail injector, such as: the water content in the fuel oil exceeds the standard, iron powder, aluminum powder, sulfide impurities exceed the standard, etc.
- (2) The engine is not regularly maintained according to the engine maintenance manual (please refer to the vehicle maintenance manual for the maintenance mileage). For example, failure to replace the lubricating oil of the engine system for a long time will cause abnormal wear of the engine, excessive exhaust gas volume or a large amount of carbon deposits inside the engine. The filter is not replaced during maintenance or the replaced filter cannot reach the original filter standard. All above reasons

can cause damage to the common rail injector.

- (3) The abrasion of the oil pump produces iron powder and aluminum powder enter the common rail injector and cause damage to the common rail injector.
- (4) The deformation and abrasion of fuel tank result in iron powder or aluminum powder entering the common rail injector and causing damage to the common rail injector.
- (5) The common rail injector is damaged due to replacement or adjustment of the relevant parts of the common rail injector. For example, the valve clearance does not meet the standard after the engine is repaired, the replacement or modification of the wiring harness connected to the common rail injector fails to meet the original standard.
- (6) The engine is overheated and overloaded for a long time working results in damage to the common rail injector.
- (7) The common rail injector will be damaged naturally at the end of its working life.
- (8) The common rail injector is magnetized (common rail injector parts' magnetic exceeded) causing the common rail injector to not work properly.

⚠ Before replacing the common rail injector, please check the engine parts carefully according to the engine maintenance manual to avoid the common rail injector being damaged again after replacement.

2.6. 0445110012 Common Rail Injector Storage Standard

(1) Choose a Suitable Storage Place

The warehouse and cargo yard where the common rail injector is stored should be kept clean and dry, and away from the factory buildings that generate harmful gases and dust; do not mix with acids, alkali, salts and other substances; the storage place should have a good drainage system; the cargo yard should be flattened with gravel or furnace ash etc. to enhance the water permeability of the surface layer to keep the reservoir area dry.

(2) Strict Requirements of Warehousing

Strict inspections should be carried out when the common rail injectors are put into storage, the surface cleaning work should be done well to remove water traces, oil stains, ash and other dirt, remove the rust and do anti-rust treatment in time. Packaged common rail injectors must be protected from damage.

(3) Keep The Warehouse Dry And Preventing Moisture

The relative humidity is usually below 70% for the common rail injectors placed in the room, and the corrosion of the common rail injectors is significantly reduced.

Common rail injectors must be stored in the warehouse, and they are forbidden to store in the same warehouse with commodities with high water content.

(4) Stack Properly

After the common rail injector is exposed to rain, the corrosion rate will increase significantly. The purpose of sealing is to isolate the common rail injector from rainwater and humid air, so the warehouse window should be checked in time to avoid rainwater entering the warehouse.

If the common rail injector package is damaged, it should be repaired or replaced; when the package is damp, the packaging material should be dried; if the original anti-corrosion and oil applied at the factory is found to be damaged or dried up, it should be cleaned and re-applied oil in time.

⚠ It is forbidden to leave the common rail injector exposed in the air for a long time.

⚠ It is forbidden to store acids, alkalis, salts and other substances together with the common rail injector.

⚠ The unpacked common rail injector must be rust-proof during secondary storage.

2.7. 0445110012 Common Rail Injector Technical Support Obtaining Methods

- (1) Common Rail Injector Technical File: <https://www.commonrailinjectors.com/download/>
- (2) Common Rail Injector Videos: <https://www.commonrailinjectors.com/videos/>
- (3) Common Rail Injector Encyclopedia: <https://www.commonrailinjectors.com/category/news/encyclopedia/>

3. 0445110012 Common Rail Injector Purchase and Delivery

3.1. 0445110012 Common Rail Injector Purchase Payment Term

Payment Terms: T/T, PayPal, Alipay, WeChat

⚠ Please contact our salesmen for specific payment information.

3.2. 0445110012 Common Rail Injector Main Sales Markets

Common Rail Injector Main Sales Markets: Asia, Europe, North America, South America, Africa etc.

3.3. 0445110012 Common Rail Injector Declaration Requirements

We can assist customers to provide the following documents for import customs clearance: contract, invoice, packing list, bill of lading, insurance policy, certificate of origin, etc.

3.4. 0445110012 Common Rail Injector Shipping Ways

Destination in China Areas: SF Express, Debon Express, the corresponding logistics company can be provided according to customer requirements in special cases.

Destinations Out of China's Areas: DHL, UPS, FedEx, TNT air, ocean or other shipping methods required by customers.

3.5. 0445110012 Common Rail Injector Lead time

Lead Time: Send out within 3 – 7 working days after receiving payment (Except for special products and special cases) .

3.6. 0445110012 Common Rail Injector Logistics Time for Destination Out of China's Areas

DHL Logistics Time :

Country or Region of Departure	Hong Kong, China	Other Countries or Regions of Asia	Australia and New Zealand	Europe	America	Other Countries
China's Mainland	7 Days	7 Days	8 Days	8 Days	8-12 Days	7-10 Days

UPS Logistics Time: Country or Region of Departure: China's Mainland

Country of Destination	Estimated Arrival Time	Country of Destination	Estimated Arrival Time	Country of Destination	Estimated Arrival Time
Japan	3 Days	UK	5-7Days	Egypt	5-7 Days
Turkey	5-7 Days	Singapore	3 Days	Switzerland	5-7 Days
Bahrain	5-7 Days	Latvia	7-10 Days	New Zealand	7-10 Days

Sri Lanka	5-7 Days	Thailand	3 Days	Austria	5-7 Days
Romania	5-7 Days	Vietnam	3-5 Days	Estonia	5-7 Days
Malaysia	3-5 Days	Israel	5-7 Days	Mexico	7-10 Days
France	5-7 Days	America	5-7 Days	United Arab Emirates	5-7 Days
Italy	5-7 Days	Netherlands	5-7 Days	Bengal	7-10 Days
Lebanon	5-7 Days	Philippine	3-5 Days	Greece	7-10 Days
South Korea	3 Days	Spain	5-7 Days	Myanmar	5-7 Days
Canada	5-7 Days	Germany	5-7 Days	Saudi Arabia	7-10 Days
Portugal	5-7 Days	Australia	5-7 Days	South Africa	7-10 Days
Denmark	5-7 Days	Belgium	5-7 Days	Ukraine	7-10 Days
India	7-10 Days	Qatar	7-10 Days	Poland	5-7 Days
Indonesia	3-5 Days	Morocco	7-10 Days	Pakistan	7-10 Days
Kuwait	7-10 Days	/	/	/	/

⚠ The logistics time is for reference only and is subject to the actual arrival.

3.7. 0445110012 Common Rail Injector Packing

Domestic Express Packaging: Usually wrapped in waterproof scotch tape.




International Express Packaging: Wrapped with waterproof yellow tape after wrapping the black protective film.

Pallet Shipping: Use fumigation free and recycling trays that meet export requirements, and use white wrapping protective film to wrap and bind with cable ties for the outside, also, the products can be packaged according to customers' requirements.

⚠ The packing tray is made of plastic and can be recycled.

⚠ Transparent tape, yellow tape, black wrapping protective film, white wrapping protective film are non-degradable materials, please dispose of them properly.

⚠ Minors are prohibited from using transparent tape, yellow tape, black wrapping protective film, and white wrapping protective film to avoid personal injury.

No.	1	2	3
Image			
Name	Domestic Express Packaging	International Express Packaging	Pallet Shipping
Description	Wrapped by transparent tape	Wrapped with yellow tape after wrapping black	Use pallet that meet export requirements, and use white

		protective film	wrapping protective film to wrap and bind with cable ties
--	--	-----------------	---

4. Company Information



Pic No. 5

4.1. Company Introduction

Mob Phone/WeChat: +86-13410541523

HK Telephone: +852-67653519

Telephone: +86-755-23215133

Shenzhen Office: 11-12, Floor 14, Building 13, Qinchengda Building, Exit A, Honglang North Subway Station, Bao'an District, Shenzhen, China's Mainland

Shenzhen Office: Exit C, Qiao Touxu Metro Station, NO. 66 Chongqing Road, Fuhai Avenue, Bao'an District, Shenzhen, China Mainland

Hong Kong Office: Jianfa Street Industrial Zone, Tuen Mun, New Territories, Hong Kong, China

After-sales Service Address: Please contact our salesmen to obtain and provide the corresponding product maintenance reasons (Reference: [1.8. 0445110012 Common Rail Injector Warranty Instructions](#))

4.2. Contact Information

Name	WeChat/ WhatsApp
Ruby	+86-13410541523

5. Copyright Statement

All content published on this file "[0445110012 Common Rail Injector Technical File](#)", including text, pictures, audio, video, programs, web page layout design, etc., belongs to Shenzhen Shumatt Technology Co., Ltd. Visitors may use the content or services provided on this website for their own personal purposes such as learning, research or appreciation, and other non-commercial or non-profit purposes. Moreover, at the same time, the provisions of copyright law and other relevant laws must be observed, and the content of this website and related contents must not be infringed. In addition, when using any content or services on this website for other commercial purposes, you must obtain the written permission from the relevant copyright holders of Shenzhen Shumatt Technology Co., Ltd. and pay remuneration.