

**8N-7005 Common Rail Injector Technical File**

**SKU: G1F100008N7005**

# COMMON RAIL INJECTORS



0445110  
0445120

X1 X2 C7  
G2 G3 G4

E1 E3  
C9 C-9

M11 N14  
XPI 320D

## 8N-7005 Common Rail Injector Technical File

# Content

1. 8N-7005 Common Rail Injector Introduction .....	1
1.1. 8N-7005 Common Rail Injector Basic Information .....	1
1.2. 8N-7005 Common Rail Injector Common Part Number .....	1
1.3. 8N-7005 Common Rail Injector Part Number Common Writing .....	2
1.4. 8N-7005 Common Rail Injector Parameter .....	2
1.5. 8N-7005 Common Rail Injector Quality Control .....	2
1.6. 8N-7005 Common Rail Injector Customized Service .....	3
1.7. 8N-7005 Common Rail Injector Packing List and Package Size .....	3
1.8. 8N-7005 Common Rail Injector Testing Standard and Certificate .....	5
1.9. 8N-7005 Common Rail Injector Warranty Instructions .....	5
2. 8N-7005 Common Rail Injector Technical Support .....	6
2.1. 8N-7005 Common Rail Injector Part Number Location .....	6
2.2. 8N-7005 Common Rail Injector Application Scenarios .....	7
2.3. 8N-7005 Common Rail Injector Installation Precautions .....	7
2.4. Reasons for 8N-7005 Common Rail Injector Not Working Normally .....	8
2.5. Causes of 8N-7005 Common Rail Injector Being Damaged .....	8
2.6. 8N-7005 Common Rail Injector Technical Support Obtaining Methods .....	9
3. 8N-7005 Common Rail Injector Purchase and Delivery .....	9
3.1. 8N-7005 Common Rail Injector Purchase Payment Term .....	9
3.2. 8N-7005 Common Rail Injector Main Sales Markets .....	9
3.3. 8N-7005 Common Rail Injector Declaration Requirements .....	9
3.4. 8N-7005 Common Rail Injector Shipping Ways .....	9
3.5. 8N-7005 Common Rail Injector Lead time .....	9
3.6. 8N-7005 Common Rail Injector Logistics Time for Destination Out of China' s Areas .....	9
3.7. 8N-7005 Common Rail Injector Packing .....	10
4. Company Information .....	10
4.1. Company Introduction .....	11
4.2. Contact Information .....	11
5. Copyright Statement .....	12

## 8N-7005 Common Rail Injector Technical File

### 1. 8N-7005 Common Rail Injector Introduction

#### 1.1. 8N-7005 Common Rail Injector Basic Information

Title	8N-7005 Common Rail Injector 3300 Series China Made New
SKU	G1F100008N7005

#### 1.2. 8N-7005 Common Rail Injector Common Part Number

##### 1) 8N-7005 Common Rail Injector Exchange Information

Common Rail Injector Part Number	Re-manufactured Part Number	Replacement Number	OE Number
8N-7005	OR-1740	/	/
8N7005	OR1740	/	/
/	OR-3418	/	/
/	OR3418	/	/

##### 2) 8N-7005 Common Rail Injector Matching Information

Car model	Engine	Engine	Engine	Engine	Engine	Engine
PAVING COMPACTOR	CB-534	CP-643	CP-653	CS-643	CS-653	/
CRAWLER LOADER	963	973	977	/	/	/
WHEELED BULLDOZER	814B	/	/	/	/	/
WHEEL-TYPE LOADER	930	930R	930T	936	936E	936F
	950B/950E	950E	966C	966D	966E	966F
	966G	970F	972G	G936	950B	966F II
CRAWLER TYPE LUMBER COLLECTOR	120C	125C	527	D4HTSK III	D5HTSK II	/
WHEEL TYPE LUMBER COLLECTOR	120C	515	518	518C	525	528
	530B	FB518	528B	/	/	/
ENGINE-MACHINE	3304	3306	/	/	/	/
PIPE HANGER	571G	572G	/	/	/	/
GRADER	120G	12G	12H	12H ES	12H NA	140G
	140H	140H ES	140H NA	143H	14G	160G
	160H NA	130G	160H	/	/	/
TRACK-TYPE TRACTOR	140 141 143 4 4A 5 55 56 56H 57 57H 5A 5P 5S 6 6A 6S 6SU	7 7A 7S 7S LGP 7SU 7U D4E D4E SR D4H XL	D5B D5E D5H D5H XL	D6D D6D SR D6E D6E SR D6F SR	D6G D6G SR D6G2 XL D6GC D6H D6H II	D6H XL D6H XR D7G D7H

		D4H D4H III D5				
CHALLENGER	65	65B	65C	65D	70C	/
WHEELED SELF-PROPELLED SCRAPER	615 615C 615C II	621E 621S	627B 627E 627F	637D 637E 639D	/	/
ARTICULATED UNLOADING TRUCK	D250B D25C D25D	D300B D300D	D30C D30D	D350C D350D D35C	/	/
ENGINE - INDUSTRIAL	3304	3304B	3306	3306B	/	/
EARTHWORK COMPACTOR	815B	816B	/	/	/	/
EXCAVATOR	215 215B 215C 215D 219 219D	225 225B 225D 229 229D 235	235B 235C 235D 330 L 330 LN	330-A 330-A L 330-A L 330-A LN	350-A 350 L 350-A L E240 E300	E300B EL240 EL300 EL300B
ENGINE - GENERATOR SET	3304	3304B	3306B	/	/	/

### 1.3. 8N-7005 Common Rail Injector Part Number Common Writing

8N-7005, 8N 7005, 8N7005, OR-1740, OR 1740, OR1740, OR-3418, OR 3418, OR3418

### 1.4. 8N-7005 Common Rail Injector Parameter

Common Rail Injector Adaptation System: [HEUI System](#)

Common Rail Injector Series: [3300 Series](#)

Common Rail Injector Type: [Mechanical Common Rail Injector](#)

Vehicle Configuration Information: [3300 Engines](#)

Common Rail Injector Size: [20cm\\* 3.5cm \\*3.5cm](#)

Common Rail Injector Net Weight: [0.32kg](#)

Common Rail Injector Gross Weight: [0.4kg](#)

Common Rail Injector Quality: [China Made New](#)

Common Rail Injector Package Size: [22 cm\\* 4 cm \\*4 cm](#)

Common Rail Injector Type: [Diesel Common Rail Injector](#)

Common Rail Injector MOQ: [4 Pieces](#)

### 1.5. 8N-7005 Common Rail Injector Quality Control

#### 1) Common Rail Injector Testing

All common rail injectors are tested for electrical characteristics, accuracy, high temperature, low temperature, withstand voltage, leakage, durability, and various working conditions.

#### 2) Common Rail Injector Assembling

For quality control during the production and installation process of common rail injectors, our company strictly follows the standard product installation data and product installation steps for installation and testing, such as injector stroke test, injector solenoid valve tightening torque test, injector nozzle



tightening torque test, etc.

### 3) Common Rail Injector Inspection

The factory inspection of the common rail injector is undergone full inspection, random inspection, and batch inspection three inspections. Different brands of test benches are used to test the same common rail injector for a total of more than three times for factory inspection, and the common rail injector installation testing environment are progressed in dust-free workshop.

#### 1.6. 8N-7005 Common Rail Injector Customized Service

1) **Common Rail Injector Customized Service Coverage:** Meet the customized needs of OEM manufacturers for shell lettering, logo engraving, common rail injector internal packaging, common rail injector external packaging and labels customized, etc.

No.	1	2
Image		
Name	Common Rail Injector House Lettering And QR Code	Common Rail Injector Box And Label

#### 2) Common Rail Injector Customized Service Requirements:

The purchase of [customized common rail injectors](#) are not less than **10 pieces**.




The purchase of [customized common rail injector packages](#) are no less than **1000 pieces**.



When the customized products involve the need of specify logo, the OEM manufacturer is asked to provide trademark authorization and the sample of logo image file.

⚠ **Once the customized common rail injector is sold, it cannot be returned or exchanged if there is no quality problems.**

#### 1.7. 8N-7005 Common Rail Injector Packing List and Package Size

##### 1) Common Rail Injector Spare Parts List

No.	1	2	3
Image			
Name	Common Rail Injector Assy	Nozzle Protective Cover Cap	Intake hole Cover Cap
Description	Common rail injector part number <a href="#">8N-7005</a>	Protect nozzle holes from being polluted and blocked	Protect the oil inlet hole from pollution and blockage

No.	4	5	/
Image			/
Name	VCI Anti-rust Bag	Common Rail Injector Packing Box	/
Description	Prevent fuel injector from rusting	Package for injector and injector accessories	/

- ▲ Minors are forbidden to use the common rail injector assembly, O-ring, gasket, nozzle protective cover, common rail injector house protective cover, solenoid valve protective cover, VCI anti-rust bag, and air bubble bag to avoid personal injury.
- ▲ O-ring and gasket are disposable installation accessories, and need to be replaced for re-installation.
- ▲ The nozzle protective cover, the common rail injector house protective cover, and the solenoid valve protective cover are recyclable accessories that can be reused.
- ▲ VCI anti-rust bags and bubble bags are non-degradable materials, please dispose of them properly after using.
- ▲ The common rail injector and the installation parts should be coated with appropriate sealing oil during installation.

## 2) Common Rail Injector Box Size



Pic No.1

No.	Name	Common Rail Injector Package Size (cm)
1	Common Rail Injector Box	4*4*22

## 1.8. 8N-7005 Common Rail Injector Testing Standard and Certificate

We can provide the factory quality inspection test report of each common rail injector to ensure that each common rail injector delivered meets the engine performance indicators.

BOTEN		测试报告		4.05.2019 10:42:09	
承德企业:	_____				
电话:	_____	地址:	_____		
传真:	_____	检测人:	_____		
客户地址:	_____				
电话:	_____	送检单位:	_____		
传真:	_____	客户姓名:	_____		
检测描述:	_____				
检测名称:	康康康				
型号-零件号:	_____				
检测员:	_____				
检测结果					
检测器型号: CG0000-0511					
	检测时间	参考值范围	实际值	标准范围	
LEAK TEST:	38	— 4 —	4.5	20.0 ± 1.0	✓
Back:	38	— 4 —	15.7	45.0 ± 2.0	✓
WARM:	38	47.5 ± 10.5	0.0	— 6 —	✗
Mass:	2915	218.5 ± 14.4	0.0	— 2 —	✓
TL:	284	24.0 ± 8.5	0.0	— 2 —	✓
EL:	141	15.0 ± 4.8	0.0	— 4 —	✓
VE:	47	4.5 ± 1.6	0.0	— 4 —	✓

ch1	ch2	ch3	ch4	ch5	ch6	ch7	ch8	检测器编号:
<input type="checkbox"/> 检测前	<input type="checkbox"/> 检测后							

Pic No.2

### 1.9. 8N-7005 Common Rail Injector Warranty Instructions

## 1) Product Warranty Conditions and Instructions

It is necessary to provide pictures, videos, or test reports detected by the common rail injector inspection equipment as evidence to feed back to the salesman when the common rail injector is abnormal during using.

Abnormal conditions are properly explained such as: 1.Smoke, 2. Engine shake, 3. Difficulty starting the engine, 4. Engine noise, 5. oil leakage etc.

## 2) Common Rail Injector Warranty Coverage

Within 15 days after customer receives the **8N-7005** common rail injector, if there is a performance failure and the product has no appearance damage, customer can choose to replace it or repair it;

If the **8N-7005** common rail injector has performance problems during the warranty period (6-12 months), and it is confirmed that it is product's problems after testing, you can contact our salesmen to replace the same model or a reworked product with the same performance for free;

If the common rail injector house has obvious scratches, it can only be repaired and it will be returned as it is if the product is confirmed to be fault-free.

▲ **Tips:** For products not covered by warranty, our company can provide paid maintenance services. For products after paid repaired, the same performance problem will have a free warranty period within 3 months from the date of repairing.

### 3) Common Rail Injector Out of Warranty Coverage

- ① The warranty period has expired.
- ② Common rail injector failure caused by high temperature, high pressure, humidity, rain and snow, saline-alkali land, earthquake, and used in abnormal environment.
- ③ Customer disassembles or repairs the common rail injector personally resulting in damage to the common rail injector.
- ④ Common rail injector damage caused by man-made reasons (throwing, strong magnetic field magnetization, set fire).
- ⑤ Common rail injector failure or common rail injector damage caused by non-fuel injector design, technology, manufacturing, quality and other issues.
- ⑥ Common rail injector failure due to system pressure exceeding system approved pressure.
- ⑦ Common rail injector failure caused by system voltage exceeding approved voltage.
- ⑧ Common rail injector failure caused by impurities (water, lead, aluminum powder, iron powder, sulfide) in the system fuel exceeding the standard requirements.
- ⑨ Common rail injector failure caused by not installing according to the tightening torque specified in the vehicle engine maintenance manual (the tightening torque is too large or too small).
- ⑩ Common rail injector failure caused by not following the installation angle specified in the vehicle engine maintenance manual.
- 11 Common rail injector failure caused by not following the cleaning requirements specified in the vehicle engine maintenance manual.
- 12 Common rail injector failure caused by failure to replace consumable parts as specified in the vehicle engine maintenance manual.
- 13 Common rail injector failure caused by not complying with the intake system fit clearance and exhaust system fit clearance requirements specified in the vehicle engine maintenance manual.
- 14 Failure to replace the consumable parts and the fitting clearance of the oil inlet system pipeline and the common rail injector connection in accordance with the fuel intake system specified in the vehicle engine maintenance manual.

## 2. 8N-7005 Common Rail Injector Technical Support

### 2.1. 8N-7005 Common Rail Injector Part Number Location

E.g.: See the common rail injector part number as follows:

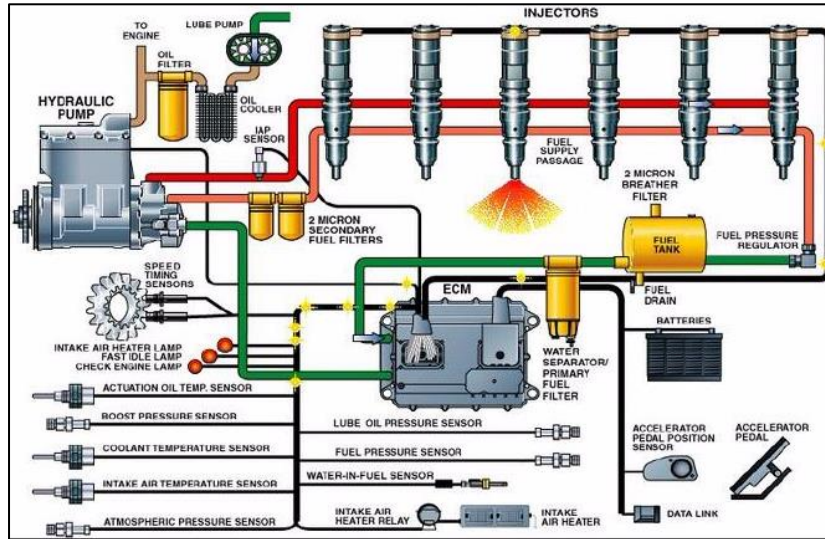


Pic No.3

No.	Name
A	part number

## 2.2. 8N-7005 Common Rail Injector Application Scenarios

Matching Car Model: **Caterpillar Engines**



Pic No.4

## 2.3. 8N-7005 Common Rail Injector Installation Precautions

- 1) The replacement of the common rail injector must strictly follow the electrical system, the approved pressure of the low-pressure fuel intake system, the approved pressure of the high-pressure fuel circuit system, and fuel system replacement consumables requirements (including the low-pressure fuel circuit system filter and the high-pressure fuel circuit) specified in the vehicle engine maintenance manual;
- 2) Replacement of wearing parts of the fuel system, cleaning requirements for the connection between the fuel system and the common rail injector, the fitting clearance of the common rail injector connection, the installation angle and tightening torque of the common rail injector, the fitting clearance of the intake system, and the fitting clearance of the exhaust system to ensure the service life of the engine and the normal operation of the common rail injector.
- 3) When installing the common rail injector on the engine, it is necessary to clean the engine block, cylinder head and other parts connected to the common rail injector, and ensure that there is no dust, carbon deposits, water, rust spots, etc.
- 4) Before installing, check whether the common rail injector nozzle gasket has been replaced and installed on the common rail injector.
- 5) When installing the common rail injector, apply lubricant between the common rail injector, fuel nozzle sealing gasket and O-ring.
- 6) Failure to replace the gasket with a new one may result in: deformation of the tight cap of nozzle, deformation of nozzle, deformation of nozzle orifice, oil leakage and air leakage, which will cause serious damage to the common rail injector and nozzle to break and cause damage to the engine.
- 7) When installing the common rail injector on the engine, please carefully check the components related to the installation of the common rail injector, such as the common rail injector pressure plate, screw, common rail injector rod and other accessories are not deformed, and install it in strict accordance

with the operation steps of the engine maintenance manual.

- 8) It is forbidden to operate the bare common rail injector for a long time in an environment with serious dust pollution and corrosion to iron products.
- 9) It is forbidden to operate the bare common rail injector for a long time in a strong magnetic field environment.

#### **2.4. Reasons for 8N-7005 Common Rail Injector Not Working Normally**

- 1) There is air in the oil circuit of the engine fuel system.
- 2) Vehicle oil pump oil supply system is not normal.
- 3) Engine common rail system oil leakage or pressure limiting valve is damaged.
- 4) There is a short circuit, cutting out and poor contact in the wiring harness connected to the common rail injector of the vehicle.
- 5) The long-term placement of the common rail injector causes the anti-rust oil to solidify, and the internal components are stuck or the oil holes are blocked.

▲ Before installing, carefully check whether other components in the common rail system except the common rail injectors are damaged so as to prevent the common rail injector from not working properly after being replaced.

#### **2.5. Causes of 8N-7005 Common Rail Injector Being Damaged**

- 1) Failure to operate correctly according to the engine maintenance manual during disassembly and assembly resulted in damage to the common rail injector.
- 2) The fuel used for the vehicle does not meet the standard, causing damage to the common rail injector, such as: the water content in the fuel oil exceeds the standard, iron powder, aluminum powder, sulfide impurities exceed the standard, etc.
- 3) The engine is not regularly maintained according to the engine maintenance manual (please refer to the vehicle maintenance manual for the maintenance mileage). For example, failure to replace the lubricating oil of the engine system for a long time will cause abnormal wear of the engine, excessive exhaust gas volume or a large amount of carbon deposits inside the engine. The filter is not replaced during maintenance or the replaced filter cannot reach the original filter standard. All above reasons can cause damage to the common rail injector.
- 4) The abrasion of the oil pump produces iron powder and aluminum powder enter the common rail injector and cause damage to the common rail injector.
- 5) The deformation and abrasion of fuel tank result in iron powder or aluminum powder entering the common rail injector and causing damage to the common rail injector.
- 6) The common rail injector is damaged due to replacement or adjustment of the relevant parts of the common rail injector. For example, the valve clearance does not meet the standard after the engine is repaired, the replacement or modification of the wiring harness connected to the common rail injector fails to meet the original standard.
- 7) The engine is overheated and overloaded for a long time working results in damage to the common rail injector.
- 8) The common rail injector will be damaged naturally at the end of its working life.
- 9) The common rail injector is magnetized (common rail injector parts' magnetic exceeded) causing the common rail injector to not work properly.

▲ Before replacing the common rail injector, please check the engine parts carefully according to the engine maintenance manual to avoid the common rail injector being damaged again after replacement.

## 2.6. 8N-7005 Common Rail Injector Technical Support Obtaining Methods

- 1) Common Rail Injector Technical Data: <https://www.commonrailinjectors.com/download/>
- 2) Common Rail Injector Videos: <https://www.commonrailinjectors.com/videos/>
- 3) Common Rail Injector Encyclopedia: <https://www.commonrailinjectors.com/category/news/encyclopedia/>

## 3. 8N-7005 Common Rail Injector Purchase and Delivery

### 3.1. 8N-7005 Common Rail Injector Purchase Payment Term

**Payment Terms:** T/T, PayPal, Alipay, WeChat

▲ Please contact our salesmen for specific payment information.

### 3.2. 8N-7005 Common Rail Injector Main Sales Markets

Common Rail Injector Main Sales Markets: Asia, Europe, North America, South America, Africa etc.

### 3.3. 8N-7005 Common Rail Injector Declaration Requirements

We can assist customers to provide the following documents for import customs clearance: contract, invoice, packing list, bill of lading, insurance policy, certificate of origin, etc.

### 3.4. 8N-7005 Common Rail Injector Shipping Ways

**Destination in China Areas:** SF Express, Debon Express, the corresponding logistics company can be provided according to customer requirements in special cases.

**Destinations Out of China's Areas:** DHL, UPS, FedEx, TNT air, ocean or other shipping methods required by customers.

### 3.5. 8N-7005 Common Rail Injector Lead time

**Lead Time:** Send out within 3 – 7 working days after receiving payment (Except for special products and special cases) .

### 3.6. 8N-7005 Common Rail Injector Logistics Time for Destination Out of China's Areas

**DHL Logistics Time:**

Country or Region of Departure	Hong Kong, China	Other Countries or Regions of Asia	Australia and New Zealand	Europe	America	Other Countries
China's Mainland	7 Days	7 Days	8 Days	8 Days	8-12 Days	7-10 Days

**UPS Logistics Time: Country or Region of Departure: China's Mainland**

Country of Destination	Estimated Arrival Time	Country of Destination	Estimated Arrival Time	Country of Destination	Estimated Arrival Time
Japan	3 Days	UK	5-7Days	Egypt	5-7 Days
Turkey	5-7 Days	Singapore	3 Days	Switzerland	5-7 Days
Bahrain	5-7 Days	Latvia	7-10 Days	New Zealand	7-10 Days
Sri Lanka	5-7 Days	Thailand	3 Days	Austria	5-7 Days
Romania	5-7 Days	Vietnam	3-5 Days	Estonia	5-7 Days
Malaysia	3-5 Days	Israel	5-7 Days	Mexico	7-10 Days
France	5-7 Days	America	5-7 Days	United Arab Emirates	5-7 Days
Italy	5-7 Days	Netherlands	5-7 Days	Bengal	7-10 Days

Lebanon	5-7 Days	Philippine	3-5 Days	Greece	7-10 Days
South Korea	3 Days	Spain	5-7 Days	Myanmar	5-7 Days
Canada	5-7 Days	Germany	5-7 Days	Saudi Arabia	7-10 Days
Portugal	5-7 Days	Australia	5-7 Days	South Africa	7-10 Days
Denmark	5-7 Days	Belgium	5-7 Days	Ukraine	7-10 Days
India	7-10 Days	Qatar	7-10 Days	Poland	5-7 Days
Indonesia	3-5 Days	Morocco	7-10 Days	Pakistan	7-10 Days
Kuwait	7-10 Days	/	/	/	/

▲ The logistics time is for reference only and is subject to the actual arrival.




### 3.7. 8N-7005 Common Rail Injector Packing

**Domestic Express Packaging:** Usually wrapped in waterproof scotch tape.

**International Express Packaging:** Wrapped with waterproof yellow tape after wrapping the black protective film.

**Pallet Shipping:** Use fumigation free and recycling trays that meet export requirements, and use white wrapping protective film to wrap and bind with cable ties for the outside, also, the products can be packaged according to customers' requirements.

- ▲ The packing tray is made of plastic and can be recycled.
- ▲ Transparent tape, yellow tape, black wrapping protective film, white wrapping protective film are non-degradable materials, please dispose of them properly.
- ▲ Minors are prohibited from using transparent tape, yellow tape, black wrapping protective film, and white wrapping protective film to avoid personal injury.

No.	1	2	3
Image			
Name	Domestic Express Packaging	International Express Packaging	Pallet Shipping
Description	Wrapped by transparent tape	Wrapped with yellow tape after wrapping black protective film	Use pallet that meet export requirements, and use white wrapping protective film to wrap and bind with cable ties


## 4. Company Information





Pic No. 5


#### 4.1. Company Introduction

 **Mob Phone/WeChat:** +86-13410541523


 **HK Telephone:** +852-67653519

 **Telephone:** +86-755-23215133

 **Shenzhen Office:** 11-12, Floor 14, Building 13, Qinchengda Building, Exit A, Honglang North Subway Station, Bao'an District, Shenzhen, China's Mainland

 **Shenzhen Office:** Exit C, Qiao Touxu Metro Station, NO. 66 Chongqing Road, Fuhai Avenue, Bao'an District, Shenzhen, China Mainland

 **Hong Kong Office:** Jianfa Street Industrial Zone, Tuen Mun, New Territories, Hong Kong, China

 **After-sales Service Address:** Please contact our salesmen to obtain and provide the corresponding product maintenance reasons (Reference: [1.9. 8N-7005 Common Rail Injector Warranty Instructions](#) )

#### 4.2. Contact Information

Name	WeChat/ WhatsApp
Ruby	+86-13410541523

## 5. Copyright Statement

All content published on this file "[8N-7005 Common Rail Injector Technical File](#)", including text, pictures, audio, video, programs, web page layout design, etc., belongs to [www.commonrailinjectors.com](http://www.commonrailinjectors.com). Visitors may use the content or services provided on this website for their own personal purposes such as learning, research or appreciation, and other non-commercial or non-profit purposes. Moreover, at the same time, the provisions of copyright law and other relevant laws must be observed, and the content of this website and related contents must not be infringed. In addition, when using any content or services on this website for other commercial purposes, you must obtain the written permission from the relevant copyright holders of [www.commonrailinjectors.com](http://www.commonrailinjectors.com) and pay remuneration.